

Sophisticated, minimalist design with uninterrupted lines of vision and unimpeded views.

Key Benefits

- Pre-manufactured to speed up installation.
- No hot works on site.
- Precision engineered for superior quality.

CE Marked



Vista incorporates elegant and freestanding frameless glass panels with no intermediate supports enhancing ambient light internally and externally.

Complement contemporary buildings, with robust performance and modest profile.

Options

Fixing

- Standard Top Fixing

Infill Options

- Toughened Glass
- Laminated Glass (recommended)
- Heat Soaked Glass
- Etched Glass (sandblasted)
- Screen Printed Glass
- Coloured Glass
- Extended Glass (above the handrail)


Loadings

- 0.74kN (SMART)
- 0.74kN & 1.5kN (PRIME)
- 1.5kN & 3.0kN (MAX)

FINISH TYPE	PRODUCT	INTERNAL	EXTERNAL	MARINE*
Satin polish stainless steel	Sigma	✓		
	Ultra		✓	
Bright polish stainless steel	Lustre	✓	✓	✓
PPC solid colour	HiBuild	✓		
	HiBex		✓	
PPC metallic colour	HiMet	✓		
	HiMex		✓	
Hardwood (Handrails only)	Delamere	✓		

*Suitable for swimming pools.

Handrail & bracket type*



• BB6 - Slotted Handrail



• BB3 - Offset Radius Bracket (single or double)



• BB5 - Offset Barrel Bracket (single or double)



• Small Top Capping

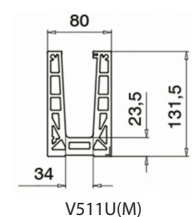
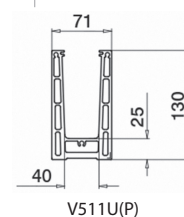
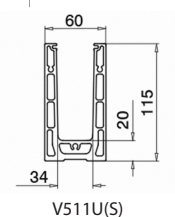
Applications
For internal, external & marine applications in healthcare, residential, education, transport, commercial, community & public, hotels, leisure and retail.



Technical Information

DIMENSIONS

Ref	Height Guidance	Rubber Set	Handrail Size	Infill Size	To suit stair angle	Well Width	Fixing Position
V511U(S)	<ul style="list-style-type: none"> 900-1000mm stairs 1100mm min on landings/voids 	Fixed	<ul style="list-style-type: none"> 40 Series 42mm tubular 50 Series 48mm tubular 	<ul style="list-style-type: none"> 17.5mm 21.5mm 	29 - 36 degrees	No minimum for top fix	Top fix (TF7/TF8) 100mm from face of stair/slab to centreline of balustrade
V511U(P)	<ul style="list-style-type: none"> 900-1000mm stairs 1100mm min on landings/voids 	Adjustable	<ul style="list-style-type: none"> 40 Series 42mm tubular 50 Series 48mm tubular 	<ul style="list-style-type: none"> 21.5mm 25.5mm 	29 - 36 degrees	No minimum for top fix	Top fix (TF7/TF8) 100mm from face of stair/slab to centreline of balustrade
V511U(M)	<ul style="list-style-type: none"> 900-1000mm stairs 1100mm min on landings/voids 	Adjustable	<ul style="list-style-type: none"> 40 Series 42mm tubular 50 Series 48mm tubular 	<ul style="list-style-type: none"> 21.5mm 25.5mm 31.5mm 	29 - 36 degrees	No minimum for top fix	Top fix (TF7/TF8) 100mm from face of stair/slab to centreline of balustrade



Cost Indication

